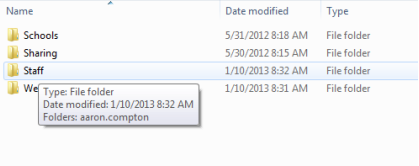
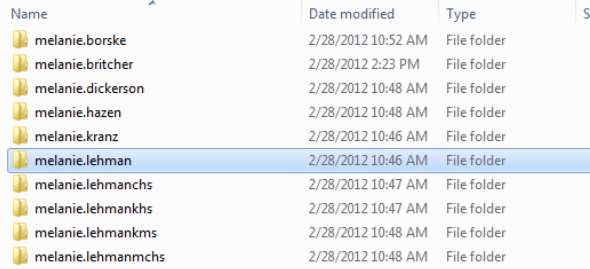
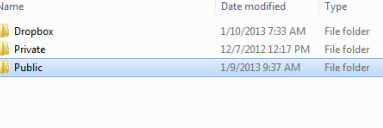
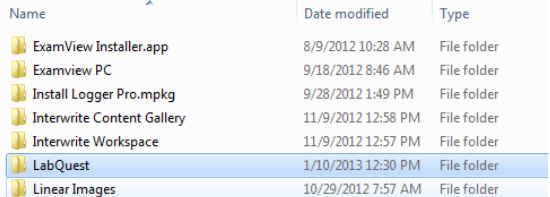




Download and Install LabQuest Viewer

<p>1. Log into the staff server (Mac: smb://staff.cmcss.net/users) (PC: \\staff.cmcss.net\users) Username: full email address or CMCSS\firstname.lastname Password: email password</p>	
<p>2. Select Staff</p>	
<p>3. Select Melanie Lehman</p>	
<p>4. Select Public Folder</p>	
<p>5. Select LabQuest</p>	
<p>6. PC: Copy "PC_LQ_viewer_1.0" Mac: Copy "Mac_LabQuest Viewer Installer"</p>	
<p>7. PC: Paste it on the Desktop and Click on it Follow on screen prompts Password: education</p> <p>Mac: Paste it on the Desktop and Open the folder. Inside of the folder drag the "LabQuest Viewer" Icon to the (on top of) Applications Icon in the folder.</p>	<p>PC:</p>  <p>Mac:</p> 